

# Harvesting Knowledge!

Greetings and welcome to the start of the academic year 2023-24!

This autumn brought a delightful inaugural reading session with Gubby Ayida, Chief Executive of Evelina London's Women's and Children's Services, leaving the children enthralled. Heartfelt thanks go out to her for the generous hamper of crafts, ensuring hours of fun and creativity.

Our young minds have been honing their skills as codebreakers, engaging in problem-solving activities like the legendary Alan Turing and Mavis Bately who cracked the unbreakable Enigma code during World War II. Developing problem-solving skills is not only brilliant but also fosters out-of-the-box thinking, and the ability to work under pressure. Test your skills at solving the magic squares!

Inquisitive minds were recently challenged with a bone-related question: How many bones make up the human body... 2006 or 206? The correct answer is CCVI.

Hats off to the talented children whose artwork graced the Royal College of Nursing exhibition, celebrated with an opening night attended by proud teachers.

This term has witnessed a multitude of exciting activities, including a historical encounter with 'Mary Seacole,' a 19th-century entrepreneur, taking the children on an enchanting adventure through time.

The renowned artist Kehinde Wiley, known for his official portraits of President Barack Obama and First Lady Michelle Obama, became an inspirational figure for our pupils.

Looking ahead to the Paris Olympics next year, a celebration of sporting excellence,



We were so excited to welcome Courtney Tulloch to our school!

I invite you to think about your favourite sport. Surfing has now been added to the list of sports. I would like to acknowledge a child called Sky Brown; she is the youngest Olympic medalist at just 13, who made history in skateboarding at the Tokyo 2020 Olympics.

Best wishes are extended to one of our special guests, Courtney Tulloch, who will be participating in the Paris Olympics 2024. As the first black man to win a world medal on the rings, Courtney's gymnastic talent has left an indelible mark, with two scores named after him in the gymnastic rule book: Tulloch 1 and Tulloch 2.

Dive into the newsletter and have a blast exploring all the fun and exciting happenings from this term!

— Anne Hamilton, Headteacher

## Inside this edition...



Page 2



Page 9



# English

In September, we were delighted to receive our half-termly book donation courtesy of the Read for Good charity. Read for Good's hospital programme provides brand-new, carefully chosen books to the UK's 30 major children's hospitals.

Read for Good motivates children to read for fun; developing a love for reading changes lives. What a wonderful way to start the year!



Our teachers even enjoy dipping into the books on occasion!



Author and illustrator, Karl Newson, visited our school to give us a delightful and interactive storytelling session of his beautiful book 'Be You!'


This book celebrates everyone's unique qualities—a perfect fit for our pupils here at Evelina Hospital School. He left us wanting more! He also very generously gifted us some of his books. Thank you Karl!

New York Times bestselling author, former secondary school teacher and librarian, Dhonielle Clayton, visited us this term to tell us all about her books.


Her first book *The Marvellers* tells the story of 11-year-old Ella Durand as she starts her first year at a magic school in the sky. Always on the hunt for magic and mischief, Ella is accused of a terrible crime and her favourite teacher disappears. We were hooked!

On Thursday 5th October, we celebrated National Poetry Day in the classrooms and on the wards. This year's theme was 'refuge.' Pupils used the 'cut-up' method, first devised by William S. Burroughs, to compose their own poems inspired by this theme.

Take a look at their work below...



Karl's stories celebrate difference - what are the things that make you unique?



Pupils and staff were very fortunate to get insights into Dhonielle's creative approach to storytelling.





To further inspire our pupils to develop their love of reading, we were very fortunate this term to receive a special visit from the Chief Executive of Evelina London's Women's and Children's Services...

**Gubby Ayida!** We were so happy to welcome Gubby to our school to share some wonderful stories. We are all looking forward to her next visit.



We are so grateful that Gubby gifted us some amazing kit: thank you!

Before starting her new role in May 2023, Gubby was a consultant obstetrician and gynaecologist at Chelsea and Westminster Hospital NHS Foundation Trust.



Gubby also had a very important role there as Special Advisor on diversity and inclusion, two things that are very important to us here at Evelina Hospital School, too.



# Maths

This autumn term we focused on teaching numeracy, including place value, addition, subtraction and types of number.

Pupils from Early Years to secondary and beyond used a mix of engaging maths games, Nrich activities, manipulative objectives and more to support their understanding of number.



This September, we were delighted to have Jackson from AS Creatives (left) join us for a day of mathematical fun including code-breaking, geometry puzzles and murder mysteries! Pupils were able to practice a range of number-based skills while engaging in strategic problem-solving activities.

Here are some mathematical puzzles for you to try at home!

## Challenge 1

In a **Magic Square**, the columns, rows and diagonals all add up to the same number. This is the Magic Number.

Complete the Magic Squares below, and find their Magic Numbers.

8	2	11
	7	

Magic Number: \_\_\_\_\_

4		
3	5	
		6

Magic Number: \_\_\_\_\_

## Challenge 2

For an extra challenge, now try **Prime Magic** from Nrich Maths!

A prime number is a number with only two factors (one and itself). For example, 7 is a prime number, because the only numbers that divide into seven are 7 and 1 (the factors).

Place the numbers 1, 2, 3,..., 9, one on each square of a 3 by 3 grid, so that all the rows and columns add up to a prime number. How many different solutions can you find?

2	8	3
6	4	9
5	7	1




# Computing

In computing lessons this term, pupils have been discovering a wide variety of ways to get creative and let their imaginations run wild with technology.

Pupils just starting their journey with programming were introduced to Blue-Bots, mechanical robots that can be given a set of commands. We enjoyed sending our Blue-Bots on wild and dangerous missions, traversing dangerous obstacles (like pencil pots) on their way!

For our more experienced programmers, MakeCode Arcade proved a worthy tool for pupils to create their very own interactive videogames, like this Whac-a-Mole game by a pupil in KS3!




Later on, we shifted our attention to a different use for ICT: stop-frame animation.

Inspired by the likes of Aardman Animations, the team behind Wallace & Gromit and Shaun the Sheep, pupils used clay and Lego to create their own stories. It was particularly challenging to animate two different characters in the same scene.



Why not try animating your own short story using Brush Ninja, a simple online tool to create your own cartoons! Scan the QR code to the left to get stuck in.

Watch a reel of highlights from our animation lessons on our school YouTube channel by scanning this code to the right.





# Science

This term, we have had lots of fun learning about our own bodies. We have focused on developing our knowledge of our skeleton and our teeth. We had some special visits from Brendan from Hands on Science who brought with him lots of interesting props. One of them was his friend Sam, a pretend human skeleton. We learnt that we need our skeleton for support, protection and movement.



We enjoyed making our own skeletons, learning the names of our bones and some fun facts about them such as... did you know there are 26 bones in the human foot?

If you want to find out some more interesting facts about the human skeleton, or even make your own on a fun interactive game, use the QR codes below.



Label and assemble your own skeleton



Learn more about your own skeleton and test your knowledge

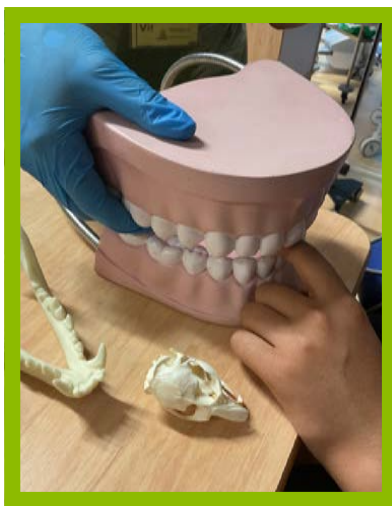




We have also been learning about our teeth and how we can keep them healthy. We had a visit from two dental nurses, who helped us to learn about how we can keep our teeth healthy and why it is so important to do so.

Brendan showed us props for our own teeth and those of animals. We had fun guessing which animals the skulls were from, comparing the different sets of teeth and learning some interesting facts such as... do you know which African animal only has bottom teeth? It's a giraffe!

When learning about human teeth, we identified the names of different types of teeth and their functions.



If you want to test your knowledge of teeth, play a cool brushing teeth game or are keen to find out more, use one of the QR codes below!



Learn more about teeth and test your knowledge



Play this interactive tooth brushing game



# The Arts

Pupils at Evelina Hospital School have been enjoying some wonderful workshops run by visiting artist Marysa Dowling from The National Portrait Gallery.

Pupils looked at a portrait photograph of Bella Lack, and then created their own prints of leaves and ferns and took photographs of their hands to create their own versions.

On the theme of portraits, our pupils have been learning about portrait artists Kehinde Wiley, Amy Sherard and Tamara Natalie Madden.

Scan the QR codes below to learn about their lives and their work.



Kehinde  
Wiley



Amy  
Sherard



Tamara  
Natalie  
Madden



## Who is Bella Lack?

Bella Lack is an 18-year-old conservationist and environmental activist. She is an ambassador for the Born Free Foundation, STAE, RSPCA and the Jane Goodall Institute.

She has shared the stage with Steve Backshall and Chris Packham and helped create The People's Manifesto for Wildlife.

Our wonderful art display showcases the finished pieces in the atrium. Come take a look!







## The Royal College of Nursing Exhibition

Pupils took part in a workshop run by Marysa, to produce pieces of artwork for The Royal College of Nursing (RCN) special exhibition, titled 'Once Upon a Time: A History of Children and Young People's Nursing.'

Pupils took Mary Seacole as their inspiration, and they took photographs of their own hands and the hands of their own nurses, and then experimented with coloured lights to build a finished art work. The theme of their work was "The Hands That Heal and Help Us". The work was displayed in the headquarters of the RCN in central London.



## Portraiture

During our 'Proud to be Me' topic, all our pupils have been learning how to draw portraits and people. They have learned about the correct proportions of the face and how to draw the different features of the face.

Some pupils were fortunate to work with Richy Chandler, the comic book artist, to learn how to draw cartoon portraits of themselves, or how to create an 'all about me' picture story using a portrait drawn by Richy.



Here are some of the wonderful art pieces the pupils have created based on Kehinde Wiley's work. They painted and collaged the backgrounds, and then selected their own black hero to include in their art work.

Do you know who they are?





## Kinetika Bloco

Also as part of our 'Proud to be Me' celebrations, we welcomed our friendly drummers and musicians from Kinetika Bloco. They toured the wards and visited the classrooms to teach the pupils how to play different samba rhythms. The pupils were able to join in using the drums and other percussion instruments to build a performance.

Pupils were encouraged to be creative and had the opportunity to compose their own "grooves". No one could stop tapping their feet and moving to the sound of the drums and instruments!




## City of London Sinfonia

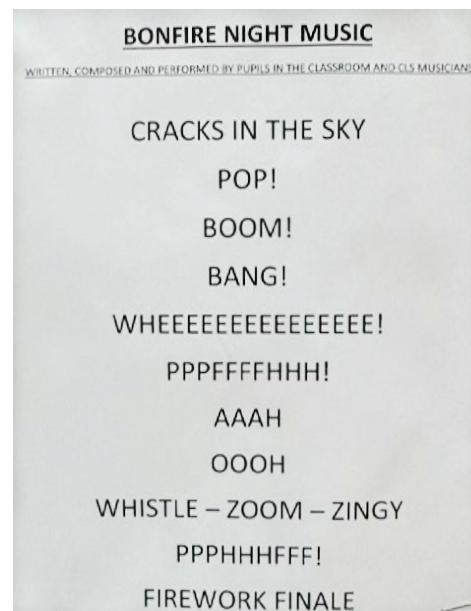
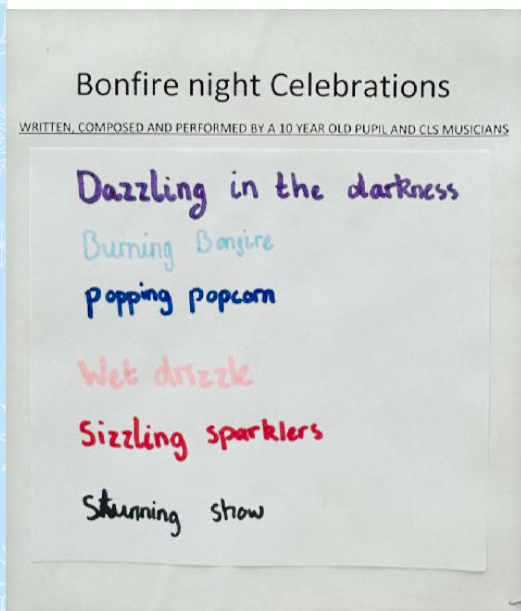
Our pupils worked on a four day project with Abi and Ann from City of London Sinfonia, writing poetry and songs and composing a musical soundtrack to accompany them.



They performed them and made recordings which you can listen to on our YouTube channel.



Here are some of the poems produced by our pupils. Which one is your favourite and why?





# Food Tech

**W**ednesday is always mouth-watering at Evelina Hospital School, because pupils and staff know it's time for our food technology lessons!

We have been busy making a variety of delicious food items this term, from a mixture of sweet and savoury recipes. Some sweet recipes also had a savoury element, such as our carrot biscuits!

Can you think of any other recipes that combine sweet with savoury ingredients?

We loved making our snaky breadsticks. Take a look at our recipe below!



## 'Snaky Breadstick' recipe

### Ingredients

150g plain flour  
1 tsp salt  
1 tsp paprika  
1 tsp fast acting yeast  
1 carrot  
35 ml milk  
50 ml warm water  
1 red pepper  
8 currants  
Polenta and poppy seeds  
to decorate

### Method

1. Pour the flour, salt, paprika and yeast into a mixing bowl.
2. Peel and grate the carrot.
3. Mix the carrot, milk and water in a jug.
4. Pour the carrot mixture into the bowl and stir until you have a sticky dough.
5. Cover with a damp cloth for 10 minutes.
6. Knead the dough on a floured surface for 5 minutes. It may be sticky, but don't add any more flour!
7. Prove until doubled in size.
8. Punch all the air out and divide the dough into four pieces.
9. Sprinkle the poppy seeds and polenta onto a plate and roll each bread snake in this mixture.
10. Cut a mouth with scissors and add a tongue made from a slice of red pepper. Add two currants for eyes.
11. Shape the snakes on a lined baking tray. Leave for 10 minutes, then bake for 8-10 minutes until golden brown.



As you can see in our recipe, our snaky breadsticks had some grated carrot in them. Once we had finished cooking we thought of five different vegetables and talked about where they grow.

Now have a try completing our fruits and vegetables word search! How many have you cooked with before?



## Fruits and vegetables crossword

B	K	E	N	R	O	C	T	E	E	W	S	B	C	B	S	H
X	H	R	P	Q	E	S	H	R	D	X	A	X	T	L	M	J
K	C	B	G	D	R	W	B	B	U	N	D	S	C	V	X	A
M	A	N	G	O	S	V	W	I	A	I	L	B	I	P	B	P
X	Q	P	C	G	J	X	A	N	K	A	P	P	L	E	S	R
N	Y	G	I	U	L	S	A	J	B	W	E	Z	X	V	Z	I
Y	F	H	Q	B	K	H	P	J	Y	Z	G	P	F	H	F	C
I	W	C	A	R	R	O	T	M	N	K	B	G	M	U	M	O
I	T	U	O	R	P	S	S	L	E	S	S	U	R	B	N	T
B	L	Z	G	M	F	F	O	J	A	P	O	F	H	O	N	Z
G	R	O	K	X	Z	E	L	K	F	Z	B	N	O	Q	H	O
H	E	J	C	C	S	P	I	N	E	A	P	P	L	E	K	T
L	M	A	G	C	H	Y	T	O	M	A	T	O	Q	B	X	A
W	B	K	N	K	O	Z	W	V	O	D	A	C	O	V	A	T
N	R	M	N	T	Q	R	Y	K	M	F	C	Z	T	B	K	O
U	C	H	Y	L	Y	N	B	M	E	J	Y	G	R	E	E	P
A	A	K	K	P	W	Q	B	K	N	H	V	G	K	I	W	I

brussels sprout    mango    avocado    apple    apricot    banana    broccoli  
 carrot    kiwi    pineapple    potato    sweetcorn    tomato

Now check how much you know about vegetables by taking a quiz! Check the chili rating underneath to decide which challenge is right for you.







There were no hidden vegetables in our Victoria sponge cakes, but we did hide the jam in the middle of the cake mixture!

They turned out really well and their delicious aroma filled the school.



We also challenged ourselves to attempt three recipes that each found a different use for cheese.

We decided on a cheese and tomato pizza, cheese straws, and lastly Welsh rarebit muffins.



In November, we used the school's 3D printer to create a 'Happy Diwali' stamp to celebrate the festivities, and with our new tool we then created some impressive-looking biscuits!



# Humanities

## Geography

In geography, pupils have been exploring our topic 'Where in the World?' It has been fascinating comparing London with other places, especially through the use of our virtual reality headsets!

The topic has supported pupils' geographical knowledge and map skills. Throughout this topic, we have talked about places pupils have been to and have connections with, linking it to their own experiences, which has aligned beautifully with our 'Proud to Be Me' topic. Pupils have also used Blue-Bots to navigate from London to other cities in the United Kingdom, learning about capital cities and their locations.

Can you identify the places shown on these virtual reality headsets?



Answers: A = Rio de Janeiro; B = London; C = Singapore; D = Cairo



## History

As part of our history lessons, we were very lucky to have an actress depicting Mary Seacole visit us in October, which enhanced our history lessons significantly. Pupils learned about her exciting life, travelling to many different countries and nursing wounded soldiers.

Use the QR code to find out more about Mary Seacole and test your knowledge with a quiz!



## RE

In RE, pupils have been learning about festivals of light, and have created some beautiful art linked to Diwali.

Some pupils also attended a special event led by the chaplaincy team, entitled 'The Blessing of the Animals,' where we thanked service animals for their contributions. The police horses were very friendly and popular!

What is your favourite animal?





# PE

Everyone has been getting active at Evelina Hospital School this term, with plenty of physical education including a wide variety of activities.

We've been glad to welcome Ray back to our school to deliver amazingly inspiring PE sessions every week. Ray ensures that everyone is involved and engaged, personalising the activity to each pupil. In these lessons, pupils have enjoyed getting competitive and learning how to play boccia, New Age Kurling, seated basketball, volleyball and other ball games.



Checkmate! Chess has proven a very popular activity among our pupils this term. Staff have participated in lunchtime practice games, and are delivering chess lessons across the school and wards. Every Friday, Vincent from Chess in Schools & Communities visits us to deliver specialist sessions to pupils.







To celebrate Diwali, our school had an amazing and memorable day led by Kalpesh from KZ Dance. Everyone got involved, including staff and pupils!



To celebrate our topic 'Proud to Be Me,' we invited Courtney Tulloch to our school. Courtney is an active gymnast who has represented Great Britain internationally since 2012, and is a specialist in still rings and the vault. His visit was very inspirational, and prompted a wonderful conversation among pupils who attended his assembly.



Caroline from RADiate Dance has joined us this term to lead immersive and engaging dance sessions for pupils.





Pupils have been learning about positive affirmations and mindfulness this term in PSHE lessons. Positive affirmations are phrases and statements that we can repeat to ourselves to challenge negative or unhelpful thoughts, and create a more positive frame of mind. We selected our favourite affirmations and shared them in a small group. Here are some:

Today will be a good day

I meet obstacles in life with courage

I am brave

I am loved

I am kind

Which of these affirmations do you like the most?

Can you think of your own affirmation? Try saying it out loud. How does it make you feel?

Try colouring in mindfully to give yourself a moment of calm:





# Early Years Foundation Stage



This term the pupils in Early Years Foundation Stage (EYFS) have been busy exploring the topic of 'Ourselves,' focusing on our families, people who help us and how we can look after ourselves.

The children created self-portraits using a range of materials including paint, pens, beads and material.



The children enjoyed a visit from the Met Police Education Team to support our work about 'People Who Help Us' in EYFS and Careers in PSHE for the older pupils. The pupils found out more about different police jobs and the skills and qualities needed to be a police officer.

Later this term, we are looking forward to visits from the London Fire Brigade and Southwark's Road Safety Team.



Back in September, two of the teachers at Evelina Hospital School took on the amazing challenge of abseiling 160 feet down the side of St. Thomas' Hospital in support of the Evelina London Children's Charity.

Together, they raised a whopping £1,835 which will be put towards compassionate, trailblazing care offered to over 103,000 children each year.

Impressive work!





# Thank you so much!

Thank you to Richy Chandler for your amazing comic strip workshops, helping the pupils to draw cartoon animals and comic strips so brilliantly. Thank you Marysa Dowling and the National Portrait Gallery team for engaging our pupils in the visual arts.

Thank you and a warm Evelina welcome to Gubby Ayida for taking the time to read with our pupils; we look forward to your next visit!

Thank you Courtney Tulloch for inspiring everyone to get into gymnastics and encourage healthy lifestyles in all of us, and Vincent from Chess in Schools & Communities for inspiring a sense of supportive competition.

Thank you Karl Newson and Dhonielle Clayton for inspiring us with your excellent stories. Thank you to the Met Police Education Team, London Fire Brigade and Southwark Road Safety Team for educating us about staying safe in our communities.

Thank you to the wonderful City of London Sinfonia team, including Abi and Ann who provided pupils with four days of art and music. Everyone loved the sights and sounds around the wards and in the atrium. Thank you Kinetika Bloco and Kalpesh at KZ Dance for helping us find our own rhythms.

Thank you to Jackson from AS Creatives for leading exciting maths workshops, and to Cassandra from the Florence Nightingale Museum for your visit this term. Thank you Brendan and the Evelina London Children's Hospital dental nurses for their engaging activities around keeping our bones and teeth healthy.

Thank you Nathalie, our volunteer, for your dedication to your work with us. You make such a difference to both us and the young people with the high quality of your teaching provision!

Thank you to Jen Lunn at Read for Good.

Thank you Ray Tudor; Ed Miles at First Line Support; the chaplaincy team at Guy's and St. Thomas' Hospital; Caroline at RADiate Dance; and Verity, Elliott and Mairéad from the Conservatoire.

And of course, thank you to all the Evelina Hospital School staff, governors and volunteers and to all the Evelina London Children's Hospital and GSTT staff.

## **EVELINA HOSPITAL SCHOOL**

Level 3 Beach

Evelina London Children's Hospital

Westminster Bridge Road

London SE1 7EH

 Tel: 020 7188 2267

 Email: [office@evelina.southwark.sch.uk](mailto:office@evelina.southwark.sch.uk)

 Twitter: @EvelinaSchool

 Instagram: @EvelinaHospitalSchool



Headteacher: Anne Hamilton  
[evelina.southwark.sch.uk](http://evelina.southwark.sch.uk)