

Fun in the sun!

Dear parents and carers, pupils, and staff,

As we bid farewell to another academic year, I find myself filled with immense pride and gratitude for the incredible journey we have undertaken together. It is my pleasure to share with you the final edition of our school newsletter for this year, celebrating the accomplishments, growth, and exciting adventures that have shaped our school community.

Reflecting upon the past year, we have weathered challenges (those of you who work in the atrium know exactly what I mean), welcomed new staff, and emerged stronger than ever. Our pupils have shown remarkable resilience, dedication, and a thirst for knowledge that has made our classrooms and wards vibrant places of learning. I extend my heartfelt appreciation to our talented and committed staff, whose unwavering dedication and passion have nurtured our pupils' growth and success.

As we enter the summer season, it is a time to embrace the spirit of joy, rejuvenation, and exploration. It is an opportunity for pupils to explore new hobbies, spend quality time with loved ones, and recharge their batteries for the exciting year ahead. I encourage each of you to find a balance between relaxation and enrichment, allowing yourself to unwind while also seeking new avenues for personal and intellectual growth.

The summer break is an excellent time for everyone to engage in reading for pleasure, as it fuels your imagination and broadens your horizons. I challenge pupils in particular to make reading an integral part of their summer adventures. You could keep a list of books you have read and share that with your school teachers and friends in September.




As we part ways for the summer, I wish you all a safe, joyful, and rejuvenating break. May your days be filled with sunshine, laughter, and the joy of discovery. We eagerly await the return of our pupils, ready to embark on another exciting academic year filled with excellent education, endless possibilities.

Thank you for your unwavering support and partnership. Together, we have achieved great things, and I have no doubt that our future endeavours will be even more remarkable.

Warm regards,

Anne Hamilton
Headteacher

Inside this edition...



Page 9 ▶



Page 14 ▶



During the first half of the summer term, we focused on poetry. In Key Stage 1, pupils studied *The Owl and the Pussycat* by Edward Lear, Key Stage 2 studied Roger McGough's *The Sound Collector* and Michael Rosen's *Chocolate Cake*, and Key Stage 3 focused on Grace Nichols' *Island Man*.

26/5/23

The Sound Collector

A girl arrived this morning
Dressed all in burgandy and grey
put every sound into a bag
and carried them away.

The clicking of the keyboard
The creaking of the chair
The chattering of the children
that the teacher cannot bear.

The tapping of the table
The ringing of the bell
The turning of the pages
and the fragrant play-Doh smell.

A girl arrived this morning
She didn't leave her name
left us only silence
Life will never be the same!
the

A pupil's poem inspired by *The Sound Collector*.

09/05/23

Expanded noun phrases

The Piggywig had
a large, golden
ring at the end of
his nose.

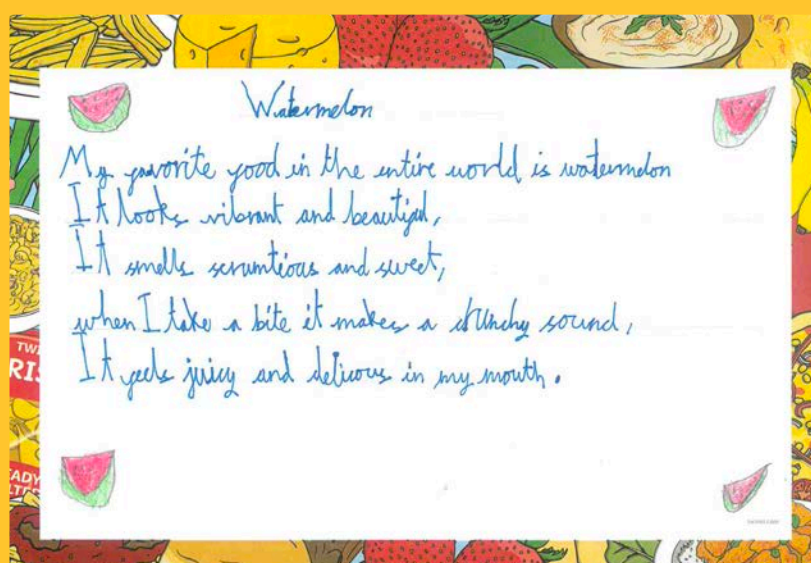
The Owl and the Pussycat sailed away on the galloon sea.

The fluffy Owl and the cutie Pussycat got married.

On the green boat, the animals sailed.

The Owl and the Pussycat sailed away to the land of the tall toll bong-trees.

Expanded noun phrases inspired by *The Owl and the Pussycat*.



A pupil wrote a poem inspired by *Chocolate Cake*, but they focused on their own favourite food: watermelon!

Award-winning children's author and illustrator Jane Porter came back to work with us again this term as we had so much fun with her on her last visit! The six-week writing project allows our long-term pupils to create either a zine (a self-published, non-commercial print-work that is typically produced in small, limited batches) or a small concertina style collage book. We are focusing on retelling traditional tales such as *The Three Little Pigs*, *Rapunzel*, *Cinderella*, *Little Red Riding Hood* and *The Gingerbread Man* but with our own twist. We can't wait to see the results.



Pupils enjoyed working with Jane Porter on their writing skills.



Story Massage provides a tactile approach to understanding and experiencing a story.




We are ending the year on such a high with all of our teaching staff becoming certified Story Massage practitioners. The programme offers a fun and inclusive way of combining the creativity of story, song and rhyme with the benefits of positive touch. We can't wait to use it with our pupils.

Have a go at our word search below with words related to all of the wonderful authors that came in to visit us throughout the year at Evelina Hospital School. Good luck!

Book Festival Word Search

S	M	I	C	H	A	E	L	R	O	S	E	N	Y
C	J	N	S	E	N	B	L	H	E	A	A	A	N
H	N	E	M	O	L	R	O	H	T	U	A	L	N
O	L	I	A	D	I	A	S	O	M	U	C	H	A
O	J	S	I	N	G	M	T	C	O	H	J	N	R
L	A	R	L	B	N	E	C	I	I	V	M	E	G
L	N	E	L	Y	E	E	V	P	P	G	D	L	A
U	E	T	A	B	L	A	W	E	R	S	B	L	T
O	P	T	W	A	N	O	R	I	L	C	O	G	S
N	O	O	D	B	B	S	E	H	L	I	U	H	G
O	R	G	I	G	K	V	P	E	U	L	N	D	N
N	T	N	V	O	O	B	R	R	M	N	I	A	A
O	E	I	A	B	O	T	A	P	E	L	T	S	G
N	R	K	D	I	B	N	H	I	P	B	I	O	R

SCHOOL
BOG BABY
SO MUCH
EVELINA
GANGSTA GRANNY
MICHAEL ROSEN
BOOK
JEANNE WILLIS
HARPER
KING OTTER
DAVID WALLIAMS
AUTHOR
JANE PORTER
HOSPITAL
BEAR HUNT



Pupils at Evelina Hospital School have had a busy summer maths term from Early Years all the way through to Key Stage 5. Using a variety of resources from manipulatives to workbooks to diagnostic specialist websites, our pupils have had opportunities to enhance their mathematical understanding adapted to their need and ability.

We are fortunate to be able to provide sessions for pupils one-on-one or as part of small groups in our classrooms, and our technology-rich environment encourages engagement that can result in rapid progress, whatever the level or particular maths topic being covered.

Would you like to put your maths skills to the test? Follow the QR codes below to try out some activities.



Nrich

Would you like to solve some fun puzzles? The Nrich website has games and challenges for all abilities.



White Rose Maths


Pupils from Early Years to Key Stage 4 can watch video tutorials for all maths topics freely on the White Rose Maths website.



With permission from a parent or carer, pupils from Key Stage 2 to 5 can register on the Dr Frost Maths website, get practising, watch video tutorials or play live maths games!




Pupils in Early Years learn the value of every numeral.



A pupil shows their working on the whiteboard.



Being systematic means working it out step-by-step.



Which of these animal species do you recognise?

Our science focus this term has been the wonders of the natural world! We have considered how animals large and small have adapted to their habitat, and the different features and variations that allow us to classify them into distinctive families and species.

Pupils have been challenged to identify the attributes that separate mammals from fish, reptiles from insects, amphibians from birds and everything in-between. Part of the fun has been learning about some of the beautiful and strange adaptations that animals all over the world have made to survive.

Habitat Challenge

Using the images below, can you predict which animal lives in which habitat and say how you know?
Match the animal to its habitat with a pen or pencil line.



lobster



common frog



fur seal



leaf insect



ostrich




The freezing grey shores of the Arctic tundra.



The bright green canopy of the Amazon rainforest.



The deep blue floor of the Atlantic Ocean.



The wide open plains of the African Serengeti.



The muddy brown waters of a British pond.

The Arts

Pupils have been celebrating Windrush 75 by learning about the London-based artist Veronica Ryan.

Pupils have learned about her Turner Prize winning art installation in Hackney, which is a celebration of the Windrush generation. It features fruit from the Caribbean!

In class, pupils have studied her other sculptures, learned about her background in Montserrat, and then designed and photographed their own fruit baskets based on their own favourite fruits or foods from around the world!



The artist Veronica Ryan with her sculptures on Mare Street in Hackney. Her giant fruit honouring the Windrush generation are the first permanent public sculpture by a black female artist in the UK.

Do you recognise the tropical fruits in Veronica Ryan's sculpture installation?

Use these picture clues and the letter jumbles to help you guess their names!



+



ECDAULPPSRAT



+



BTDAEFIRRU



+ SOP

SPROUSO



Ryan's sculpture 'Along a Spectrum' was exhibited as part of the Turner Prize in Liverpool. Scan the QR code above to learn more about her work and how she won!



Pupils had fun creating their own artworks inspired by Veronica Ryan.

Pupils at Evelina Hospital School have also been learning about the work of Xenobia Bailey. She was born in 1955 and is best known for her brightly coloured hats and mandalas, which feature vibrant colours and patterns inspired by her African heritage.

Much of her work is made from textiles, and she uses a special knitting technique called crochet.

Pupils have researched her work and looked carefully at her colour choices. They then produced their own versions of her mandalas by weaving together brightly-coloured wool.



Crocheting took lots of focus and perseverance!



Follow this QR code to watch a video showing how you could make your own crochet artwork at home using just wool and a paper plate!

Suzanne from Singing Hands has also been working with our pupils, singing and signing songs and stories linked with our wider topics of Where in the World?, Under the Sea and Amazing Animals. Connecting these stories to a melody helps pupils to remember the narrative while having fun.



Xenobia Bailey showcasing her amazing crochet designs.



Suzanne leads a Singing Hands session using pictorial props.

The wards and classrooms have been alive to the exciting sounds of Samba drumming! We have been lucky enough to work with the talented musicians from Kinetika Bloco. They have been teaching the pupils the various samba rhythms, and developing their improvisation and performance skills through techniques like syncopation.



Pupils enjoyed learning about how to find the 'on' and 'off' beats to help them play in time with other musicians.

Pupils in the classroom have been learning how to make music using the large samba drums. It has been great fun to work together to make amazing music. Even the teachers like to join in the playing and dancing!

How many of each type of drum can you find in the I Spy game below?

Write your answer in each white circle.



Musicians from Kinetika Bloco inspired pupils to get rhythmic!

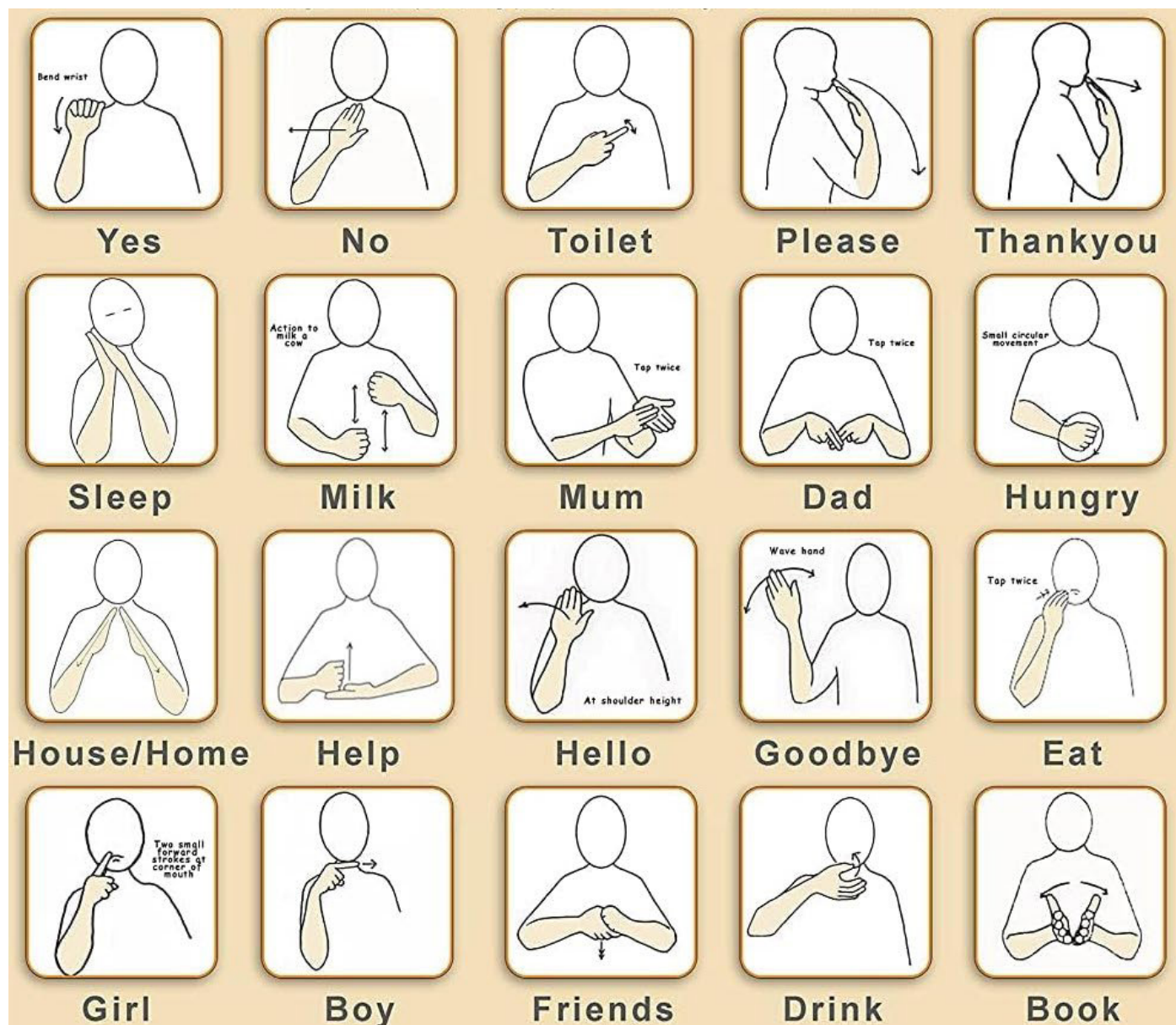


Playing as part of a group requires everyone to listen closely to one another, and to give time for other players to have their turn.

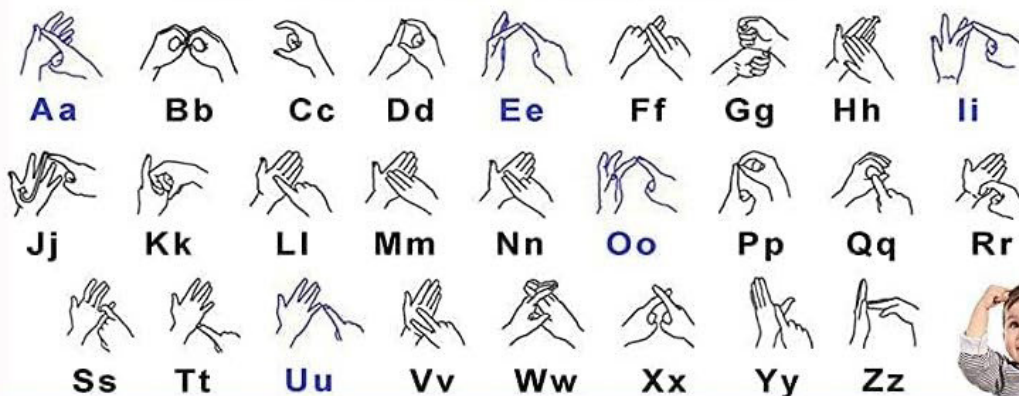


How many different ways do you know to communicate to another person? Learning Makaton is a great way of sharing an idea or understanding others around you in a visual way.

Try some of these below!



The Makaton Alphabet



To find out more about Singing Hands, scan the QR code on the left.



A Capital Kids Cricket PE session.



Impressive aim from these two!



Sitting volleyball provides a safe competitive challenge.

Pupils have enjoyed a wide variety of different activities in PE sessions across the wards and in the school classrooms this term.

Capital Kids Cricket (Ray and Denise) provided fun and engaging sport workshops, in which pupils enjoyed learning new games like Boccia, sitting volleyball, New Age Bowls, dance and chess.

To celebrate the King's Coronation, many pupils took part in the dance workshop delivered by Primary Workshop for Schools, which got everybody moving (staff too)!

RADiate Dance continues to deliver amazing dance sessions for pupils at Evelina Hospital School; this is a great way to express emotions and feelings through movement.

To celebrate the success of all our pupils' efforts in their Physical Education this year, and to announce the beginning of Sports Week, we invited esteemed Paralympian athlete and basketball player Sophie Carrigill to visit our school on 7th of July.

Sports Day was a great success and pupils across the ward joined in with a variety of activities, including circus skills, and were very happy to receive medals afterwards for their participation.



We had a great time on Sports Day learning new circus skills!

Early Years

In Early Years Foundation Stage (EYFS) we have enjoyed exploring our topics Terrific Tales and Amazing Animals. We have been busy using our new resources to support the teaching of traditional tales.

This half term we have been focussing on the very popular picture book *We're Going On A Bear Hunt* by Michael Rosen. A highlight has been watching Michael Rosen's recording of the story which was filmed when he visited the school.



Scan the QR code above to watch Michael Rosen share a very expressive reading of his story, recorded this year at Evelina Hospital School!



Pupils have enjoyed using physical resources to learn the story.

Challenge: Can you make up your own story and change the setting? Could you make up a new story set in the jungle?



In our maths lessons we have been talking about, creating and extending repeating patterns.

Challenge: Can you finish these repeating patterns?



To help us celebrate International Nurses Day, we were very fortunate to receive a visit from 'Florence Nightingale'. We enjoyed the interactive storytelling session and we looked at the similarities and differences between nursing now and a long time ago.

Can you now make your own repeating pattern?

Pupils have been learning about jobs and skills in PSHE. They have been thinking about what they are good at, the jobs they might like to do in the future and what skills and qualifications those jobs require.

Can you think of **ten different jobs** done by staff at Evelina London Children's Hospital and fill them in below the photo on the right?



Pupils took part in a range of activities for Mental Health Awareness Week including thinking about their many positive qualities, mindfulness colouring and describing and writing about their real or imagined happy place. Where is your happy place? Have a go drawing **a picture of your happy place** below and write about what you can see, hear, touch, taste and smell there. If you do draw a picture of your happy place please show us; we would love to see it!



We have been celebrating Pride Month this June. Pupils have been learning how to express pride in themselves, and recognising that we can and should be proud of those we love.

They have enjoyed talking about what they are proud of about themselves and celebrating their differences, and learning about how diverse and different families can be. They have also read books about inspirational LGBTQIA+ people who have done amazing things for our world!



The Rainbow Flag is the international symbol of the LGBTQIA+ community, but where did this design come from? Scan the QR code to watch a video and learn a little more about this symbol.



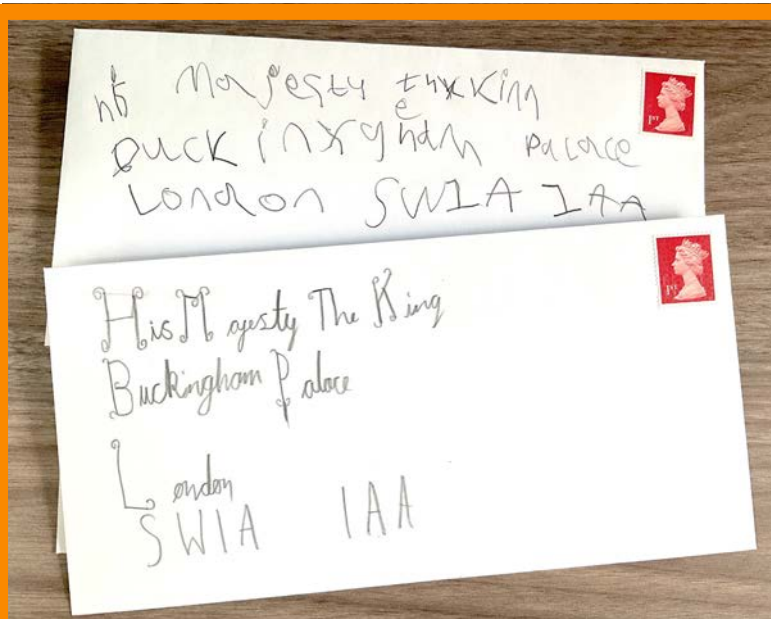
Humanities

Pupils have been learning about the continents and oceans in **geography**. We have been looking with curiosity at the many different climate systems and various types of extreme weather that can take place around the world.

We learned a very catchy song to help us recall the seven continents that make up our world: follow the QR code on the right to listen to it!



Do you know all the continents? Learn the song to remember them!



Do you know where the King lives? Look closely at the picture of the envelope to see his address!

Zahida from the chaplaincy team supported pupils in **RE** lessons, by providing information about Ramadan and how different people celebrate Eid ul-Fitr around the world and in our local community.

During **history** lessons, pupils engaged in lots of activities linked to King Charles III's coronation, including reading about the monarchy, creating their own crowns, baking coronation biscuits and writing letters to the new king!



Pupils decorated their own lanterns using lots of bright colours.

On 22nd June 2023 our pupils had an exciting day of activities learning about the Windrush generation.

It was an extra special day, as this year marks 75 years since HMT Empire Windrush brought the first passengers from the Caribbean to Tilbury Docks. Our school displays have captured some of the brilliant outcomes of their learning.



People from across the British Empire were encouraged to move to the UK to help rebuild Britain after World War Two, many of whom became workers, drivers, and nurses in the newly-established NHS.

Since then, HMT Empire Windrush has become an iconic symbol of migration. Its 492 passengers, and others who arrived to the UK from Caribbean countries between 1948 and 1971, became known as the Windrush generation.



On the day, pupils watched interviews, wrote postcards, read books, designed their own suitcases and created Windrush inspired art throughout an action-packed day of fun.

Food Technology

This half term, we have made a variety of different dishes in our Food Technology sessions. We started off in a celebratory mood linking into other learning in the classroom by making biscuits to mark Eid ul-Fitr.

Then, using crown cutters (and a stamper made using our new 3D printer!) we made biscuits to celebrate the King's coronation.



We also made marble cakes this term, swirling plain and chocolate cake mixture to create the marbled effect. We were so impressed with how they turned out!



We created savoury dishes this term too. Our Welsh rarebit muffins were a big success as were our scone-based pizzas. As we made our pizzas, we talked about how we could use our basic scone recipe to make scones to eat with jam if we preferred!

Have a look at the recipe below if you fancy making the pizzas at home.



We were really pleased to welcome chef back in June. He made spiced salmon with spelt, cucumber and lemon, which used lots of amazing herbs such as thyme and cumin.



Our pizza recipe

Ingredients

125g plain flour	1 tbsp tomato puree
1tsp baking powder	4 cherry tomatoes halved
25g chopped butter	45g grated cheese
1 egg	Olives and tuna (optional)
1-2 tbsp milk	
1/2 tbsp olive oil	
1/2 green pepper	
2-3 tbsp chopped tomatoes	

Method

Step 1: Heat the oven to 200 degrees Celsius. Mix the flour and baking powder in a bowl, then rub in the butter until it disappears. Mix the eggs and milk together, then stir in the dry ingredients to make a soft dough. Shape into a round on a lightly floured surface, lift onto a non-stick baking tray, then press out to a circle about 24cm across to make the pizza base.

Step 2: Chop the pepper and tomatoes.


Step 3: Spread the chopped tomatoes and tomato puree over the pizza base, then evenly tip over the peppers. Add tuna and/or olives if wanted. Scatter over the tomatoes, followed by the cheese. Bake for 15 minutes until golden.

Word Search

Herbs and Spices



Challenge: How many herbs can you name? Try and complete our herb and spice word search!



THYME

SAGE

GINGER

BAY LEAF

NUTMEG

TARRAGON

CLOVES

BASIL




Computing



This half term, pupils of all ages have been engaging in video game design and development! Secondary pupils have been learning how to plan, code and create their very own 2D retro computer games from scratch using Microsoft's MakeCode Arcade tools! Examples have included Whack-a-Mole and a monster truck racing game.

This term we have welcomed extra computing tuition from Calum at BlueShift Coding, who has been leading sessions all over the school for pupils of all ages.

It's been amazing to watch pupils increase their confidence in using ICT creatively. We also continue to lead sessions on how to stay safe online; be sure to read the guidance overleaf on ways to protect your wellbeing online.



Looking After Your WELLBEING ONLINE

We all know that taking care of our minds and bodies is essential to keep us feeling happy and healthy. The thing is, we spend so much of our time online these days that it's also important that we remember to look after ourselves in the digital world, too. Our poster has got some simple but useful tips for supporting your wellbeing while you're gaming, on social media or just using the internet.



This free educational poster was created by Anna Bateman for National Online Safety. Parents and carers can register for access to more online safety resources at: nationalonlinesafety.com

Thank you so much!

Thank you to all our wonderful visitors and external partners who have worked with us this term.

Special thanks to...

Jane for running such an engaging writing project for our pupils; **Jen** at Read for Good, for all the wonderful storytelling sessions and for the zest and energy you bring into school; **Linden** for encouraging all our pupils to be writers; **Verity** from The Conservatoire, for your beautiful harp sessions which bring so much joy to children and families on ward; the amazing **Kinetika Bloco** musicians for their energetic and inspiring workshops, teaching pupils how to play Samba rhythms; the **CLS (City of London Sinfonia)** musicians for brilliant sessions making music with our pupils; **Suzanne** from Singing Hands for the fabulous singing and signing sessions; **Janine** from the Garden Museum for leading art workshops with us, and for finding ways of bringing nature to our pupils; **Vincent** from Chess in Schools and Communities for continuing your insightful chess sessions this term; **Nick** from Shooting Stars Circus Skills for helping our pupils to juggle and spin plates; **Calum** from BlueShift Coding for your engaging sessions; **Laura** for the immersive Florence Nightingale workshop; **Ashley** at the Royal Academy of Culinary Arts - the pupils loved making the recipe with you this term; **Ray and Denise** from Capital Kids Cricket for all your inclusive, positive PE sessions; **Richy** from Tempolush for the lovely comic drawings of animals from around the world and teaching pupils and staff how to draw people in an easy, step by step way; **Gary** at Fairy Bricks for showing us all what we can make with just six bricks of Lego; **Phil** at Frog-in-a-Pan for your animated stories and tales; **Caroline** at RADiate Dance for helping our pupils to access dance and movement sessions; **Nathalie**, our volunteer, for your dedication to your work with us - you make such a difference to both us and the young people with the high quality of your teaching provision!

And finally, thank you to all the Evelina Hospital School staff, governors and volunteers and to all the Evelina London Children's Hospital and GSTT staff.

EVELINA HOSPITAL SCHOOL

Level 3 Beach

Evelina London Children's Hospital

Westminster Bridge Road

London SE1 7EH

 Tel: 020 7188 2267

 Email: office@evelina.southwark.sch.uk

 Twitter: @EvelinaSchool

 Instagram: @EvelinaHospitalSchool

 YouTube: @evelinahospitalschool7909



Headteacher: Anne Hamilton

Deputy Headteacher: Laura Perrett

evelina.southwark.sch.uk