

Fun in the sun!

Excellent education; endless possibilities! We are delighted to start this newsletter with the news that, following a recent inspection by Ofsted, we remain an Outstanding school. We are so proud of our pupils, their parents / carers, our staff and governors, and everyone who helps make Evelina Hospital School an Outstanding school.

It's been an exciting summer term for us at Evelina Hospital School. During this term, the biggest change we've seen has been that the rules and restrictions around Covid-19 precautions have relaxed, meaning that for the first time in two years we are excited to once again offer pupils the opportunity to come to learn, play and explore together in the school environment. At long last, the classrooms have reopened, and we can't wait to bring the benefits of peer and group learning to our pupils again.

We have been hard at work getting the classrooms organised to make learning accessible and exploratory, with lots of hands-on experiences for pupils to engage with at their own pace.

This change has not stopped us from continuing to extend and broaden the remote sessions that we can offer to pupils learning on the wards, and we have been very fortunate to benefit from the contributions of many amazingly talented individuals and groups across the past term, as you will see.

At the Southwark Civic Awards 2022, our Headteacher, Anne Hamilton, received the 'Southwark Together' award for going over and above the call of duty to promote equality, diversity and inclusion! These are three core values that drive our approach across every area of the curriculum and in every area of our practice, so we are very pleased that Anne has been celebrated for her hard work in putting our values into action.

If your child has been having sessions with us during their time in hospital and you'd like to give us some feedback, please do fill out a survey for parents/carers. You can scan the QR code on the back page to take you straight there.



Inside this edition...



Page 1 ►



Page 6 ►

Art


We are so lucky to be based in a city full of wonderful buildings! In the summer term in Art, pupils learned about different buildings and landmarks of London. Pupils focused on different shapes and compositions to create line drawings and collages. Some of our pupils enjoyed looking at different buildings from their bedside windows.



Pencil drawing of London landmarks by a pupil.

In June we launched 'The Secret Garden' art project with the Garden Museum. Artist Katie Spragg led a live-streamed workshop to support our students to create secret gardens, hidden inside boxes, using different materials such as plasticine, paper, play dough and pipe cleaners. These boxes will be on display at the Garden Museum in August. We can't wait to see what's made!

This term we are saying goodbye to **Christine**, our Art teacher, who has been working with Evelina Hospital School for over twenty years! Thank you so much for your creativity and for helping pupils progress with their learning in art.



Paper cutout of London landmarks by a pupil.



Artist Katie Spragg demonstrated different techniques to create striking trees and flowers for our secret gardens!



A box created by the artist Katie Spragg was shown to pupils as an excellent example of a secret hidden garden.

Music



We were delighted to welcome the City of London Sinfonia for a three day music and art workshop, this included live-streamed sessions for our pupils to enjoy!

Gaia is a touring artwork by UK artist Luke Jerram. The amazing musicians in the City of London Sinfonia will be playing underneath his huge 7m globe with high quality NASA images projected onto it later in the autumn. Together with an artist, they broadcast to our pupils over Teams and then travelled around the hospital with the purpose of collecting messages our young people wanted to send into space.

The work they did was extremely engaging and the atmosphere the instruments created on ward really showcased the amazing spirit you can find on the hospital wards.

This year we have also started a new partnership with the Blackheath Conservatoire. We are delighted to have Verity, a harp tutor, working with us at the hospital school and providing individual tuition to a range of our pupils.



Luke Jerram's art installation 'Gaia' has been touring all over the world; here the globe is displayed in Ely Cathedral in Cambridgeshire. Photo credit: It's No Game, Flickr 2022

English



This term, Read for Good storyteller Jen also inspired us to write stories.

We enjoyed the ending to this one by a pupil, aged 6:

The monster can eat ships too. And sharks.
But sharks can get away easily.

The boys build a house.

The girls build a house.

And they all lived happily ever after.

We celebrated Earth Day 2022 with some very strong acrostic messages like this one below from a pupil, aged 13:

Our creative writer Linden McMahon guided our conversations with nature as this lovely piece below by LF age 17 demonstrates:

Hello blooming daffodil

With a stem that feels like laminated paper

And a trumpet like grass sprouting out of the petals

Do you wish you smelled different?

Do you wish you could hide from the sun?

Why do you droop when you're thirsty?

Spring has arrived! The lambs are here
and the trees' leaves are out as green as ferns.

Thank you for the bright colours bringing joy

And letting the bees pollinate you.

Do you enjoy singing like a trumpet?

How do you keep your petals so soft like cotton?



We were thrilled to receive a very generous donation of signed copies of some of our favourite books from author David Walliams! We hope our thank you letters made him chuckle...

Save the Earth



Read about how to protect the world.

Everything needs to be picked up.

Cartons can be recycled.

You can reuse materials to help the Earth.

Care for the environment.

Littering is something I hate.

I include materials like glass bottle, food cartons etc.

Never litter! It's damaging to the environment.

Gather around and save the Earth.

K.M
02 24 2322

Thank you so much to **Fiona**, our English lead, who is retiring at the end of term. Thank you so much for your hard work and your commitment; your passion for reading has spread amongst all our staff and pupils! We wish you all the best in your retirement.

Science

Hydroponics is growing plants without the use of soil. Here is how we set up our hydroponics kit at the hospital school! *



We used a special hydroponics kit – this looks like a white box. It has a telescopic lid that has a light in the top.



We soaked the spongy pods to go into the holes of the hydroponic container. We then decided which seeds we wanted to sow.



Once the sponges were soaked, we placed them into the white container and placed just three to four seeds into each of the sponges.



Then we needed to give our plants some nutrients in order for them to grow.



We carefully followed the instructions on the the kit. We mixed solution A and solution B together with one litre of water to make the mixture. The mixture contained everything a plant needs - potassium, magnesium and nitrates!



We poured the mixture into the container and turned the light on above. Then it was time to wait for the seeds to grow!



After a few weeks, we had grown some amazing plants!



The root systems beneath each plant grew super long!

* These activities should always be closely supervised by an adult.


Maths & AQA Award Scheme

Ben Sparks is a YouTuber (among other things), who is known mathematically by our pupils because of his popular work on the channel 'Numberphile'. This term, Ben ran sessions for both our primary and secondary pupils at Evelina Hospital School.

In his workshops, he showed the pupils some magic maths! Our pupils were bewildered at the 'magic' and had to use problem-solving skills to figure out if they could replicate the trick. It was so inspiring to see our pupils as they gasp in shock and then use their perseverance skills to solve the trickery.

The pupils used algebra to prove that a three-digit number could be reversed and subtracted, then the new answer reversed and added to always get the answer of 1089. They were inspired by Ben's trick of knowing the 9th word on the 108th page, having led them down the illusion that he could instantly memorise any book rather than just that one word.

$$\begin{array}{r} \text{CALLED NUMBER} \rightarrow 684 \\ \text{REVERSE AND SUBTRACT} \rightarrow \underline{486} \\ 198 \\ \text{REVERSE THIS ANSWER AND ADD} \rightarrow \underline{891} \\ 1089 \end{array}$$



One of our pupils receives his AQA Award Certificate from our head teacher Anne. Congratulations on your achievement!

The school has been looking for ways that pupils can get recognition for the work they do with us here. This year, we have been using the AQA Unit Award scheme. Pupils can receive a certificate that shows the skills and knowledge they have gained.

The very first ones that were awarded were for Boccia and New Age Kurling. Our pupils were really pleased to have their hard work and achievements recognised.

The second batch of certificates recognised work that students had been doing in writing CVs and preparing for interviews for work, training and colleges.


Over the next school year, we hope to see more of our pupils receiving certificates that recognise the wide variety of skills and knowledge they gain whilst at school here.

PE & Cookery

During the summer term, pupils across the wards had the opportunity to have PE sessions with Capital Kids Cricket and the Royal Academy of Dance in person.

Pupils also enjoyed learning New Age Kurling.


We also introduced chess across the school. Our school staff enjoyed chess clubs during lunch times and gained knowledge and confidence in how to deliver chess sessions to pupils.



We've been lucky enough to have Chef Ashley back with us for two sessions this term.

In the first session, he led a 'taste and sensory' session in which pupils tasted a range of different foods, including lemon, samphire, cherry tomatoes, honey and radish.

Can you identify the name of each ingredient you see on the right?



In the second session, pupils made roasted red pepper, mozzarella, tomato and basil tarts. The smell of these cooking in the kitchen was absolutely delicious!

Early Years Foundation Stage

Our early years pupils have been busy using props to retell the story of 'Handa's Surprise', 'The Very Hungry Caterpillar' and 'Jasper's Beanstalk'. After reading 'Handa's Surprise', our pupils enjoyed weaving and decorating their own baskets.



After reading 'Jasper's Beanstalk', our pupils found out more about looking after living things and they planted cress seeds (*left*). Afterwards, they built their own 'beanstalks' using the blocks.



Our pupils shared non-fiction books about going to the dentist and they found out more about looking after their teeth.




The pupils have enjoyed engaging in role play and they have introduced their own story lines into their play.

Computing & RE

The summer term has brought many more opportunities for pupils to get hands-on with fun coding activities, thanks to remote workshops led by our very own Ed Miles.

Now that we are posting our instructional videos on the Evelina Hospital School's YouTube channel, pupils are able to play and pause at their own pace as they make their way through activities using our Lego robotics kits!



Pupils now have access to an all-new online safety portal called Natterhub, which helps explore the tricky world of life on the internet with age-appropriate scenarios to explore and discuss. Through the system, pupils can earn badges that show their mastery of critical skills in the digital age.



This term in RE we have been learning about Holy Books and what they mean to people.

We have explored the meaning of the word 'sacred' and how it relates to peoples' beliefs. Our young people shared what these books meant to them.



mosque



ramadan



carpet



lantern



moon star



lamp



quran



fasting



pray



wudhu



tasbeih



candle

Thank you so much!

Thank you Ed Miles at First Line Support for your excellent IT knowledge, skills and know how that has kept the school going faultlessly all year.

Thank you Suzanne and Tracy from Singing Hands for your continued hard work and quality provision teaching Makaton sign language and engaging our pupils.

Thank you Nathalie, our volunteer, for your dedication to your work with us; you make such a difference to both us and the pupils.

Thank you Phil the Storyteller (Frog-in-a-Pan) for your captivating stories, and to Jen Lunn at Read for Good and our creative writer Linden McMahon.

Thank you to the City of London Sinfonia and Luke Jerram for all the musical excitement you've brought us this half term.

Thank you to Verity, our harp tutor, for helping our pupils to fill the ward with the wonderful sound of the harp, and also to the Blackheath Conservatoire and Mairead Sheerin for working with us to establish harp tuition at the school.

Thank you to Ben Sparks at Numberphile for your mathematical wizardry.

Thank you to all the staff at Capital Kids Cricket (in particular Ray Tudor and Denise O'Neill) for the fun and enjoyable PE sessions and to the Royal Academy of Dance (Caroline Forrest and Kirsty Purnell) for the lively dance sessions!

Thank you Ashley Marsh at the Royal Academy of Culinary Arts: Adopt-a-School Trust for his creative cooking ideas for meet the dietary requirements of our pupils.

And finally, a huge thank you to the Evelina Hospital School staff, governors and volunteers and to all the Evelina London Children's Hospital and Guy's and St Thomas' Trust staff.

EVELINA HOSPITAL SCHOOL

Level 3 Beach

Evelina London Children's Hospital

Westminster Bridge Road

London SE1 7EH

 Tel: 020 7188 2267

 Email: office@evelina.southwark.sch.uk

 Twitter: @EvelinaSchool

 Instagram: @EvelinaHospitalSchool



Headteacher: Anne Hamilton

Co-chairs of governors: Susan Rankin Reid & Rebecca Jarvis

evelina.southwark.sch.uk